



SeraSpot®

Microspot array for efficient multiplex diagnostics

- For high throughput on common ELISA processors
- Built-in controls and reference curve
- Intuitive software for non-biased evaluation
- Cost and time efficient multiplex diagnostics



SeraSpot® – the smart idea

SeraSpot® is a microspot array for efficient multiplex diagnostics

Microtiter plate



Immunoblot



+

=

SeraSpot®



- Automated processing
- High sample throughput

- Multiplex testing
- Stable color complex

Automatable microspot array for efficient multiplex diagnostics

The SeraSpot® system combines the diagnostic capabilities of modern array technologies with advantages of established and automated ELISA processing. Tests comprise multiple autoantigens or antigens of pathogens.

The antigens are spotted directly on the bottom of each well of a microtiter plate. This enables efficient analysis of up to 96 patient samples per plate to detect autoimmune or infectious diseases.

SeraSpot® – your complete solution in the diagnosis of autoimmune or infectious diseases



SpotSight® scan

- Intuitive software
- Non-biased evaluation



SeraSpot® microspot array

- Multiplex testing
- Built-in controls



SpotSight® strip

- Small footprint
- Small sample size



SeraSpot® test kit

- Ready-to-use reagents
- Universal protocol



SpotSight® plate mono

- Low maintenance
- High sample size

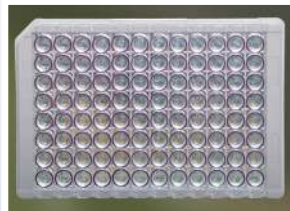


Common ELISA processor

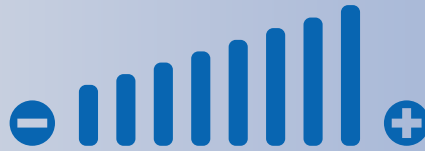
- Automated processing
- High sample throughput

SeraSpot® meets various laboratory demands

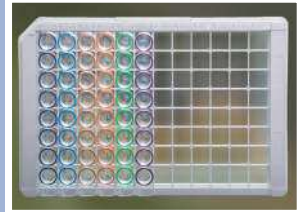
Adapt this flexible system to your needs



One test



Multiple tests



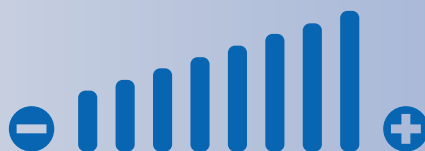
Small sample size



High sample size



Manual processing



Automated processing

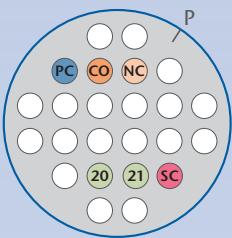


SeraSpot® meets high quality standards

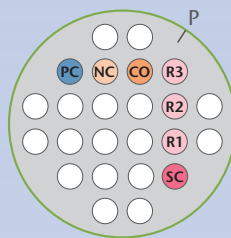
The arrays...

- ...include up to 5 controls for high quality assurance
- ...comprise spots to create a reference curve for rel U or IU (α-ds DNA)
- ...contain a well position marker for correct evaluation
- ...are color coded to avoid mixing up tests

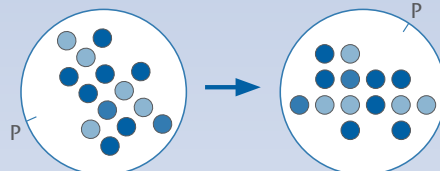
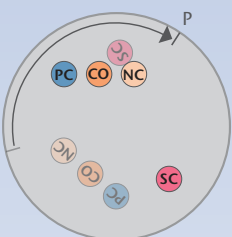
Infectious diseases



Autoimmune diseases



Color coded arrays

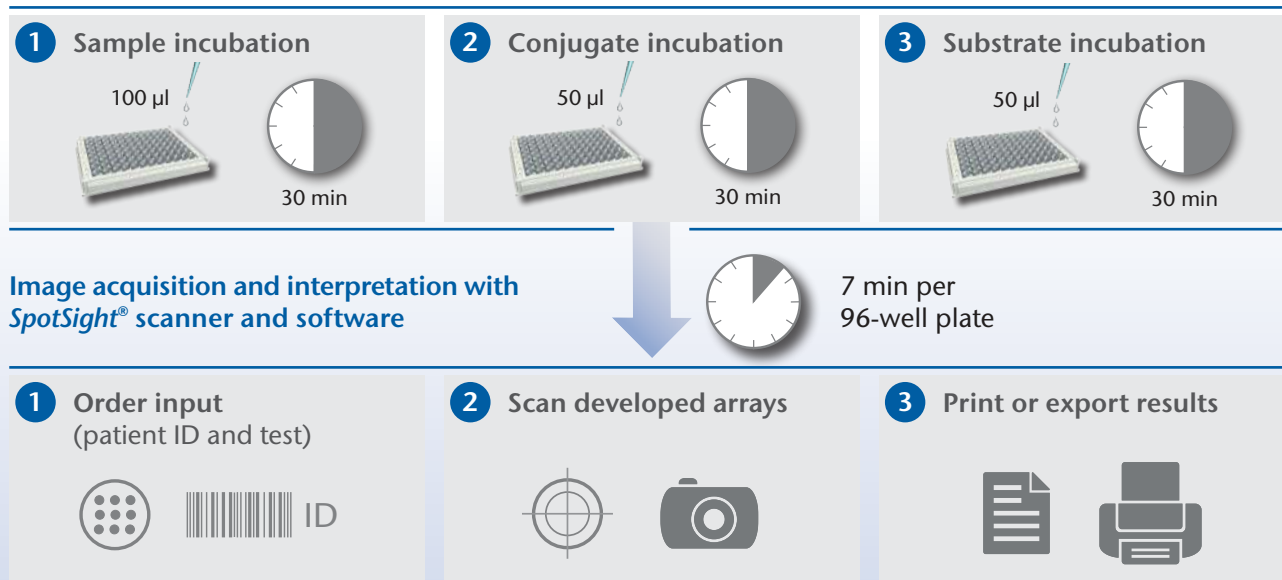


- Positive control (PC)
- Negative control (NC)
- Cut-off control (CO)
- Serum control (SC)
- Isotype control IgG (20)
- Isotype control IgA/IgM (21)
- Reference spots (R1-R3)

The well position marker P serves to correct the position of images in case of using broken 8-well strips or single wells

SeraSpot® meets user requirements

The quick and easy test procedure to increase your economic efficiency



Ordering information

Product	Description	Tests	Matrix	Art. No.
Bacteria				
Microspot arrays				
SeraSpot® Anti-Yersinia-6 IgA	Specific detection of IgA/IgG antibodies against <i>Yersinia enterocolitica</i>	96	Serum/plasma	SP-005-6 A-S12
SeraSpot® Anti-Yersinia-6 IgG				SP-005-6 G-S12
SeraSpot® Anti-Borrelia-10 IgG	Specific detection of IgG/IgM antibodies against <i>Borrelia burgdorferi sensu lato</i>	96	Serum/plasma	SP-006-10 G-S12
SeraSpot® Anti-Borrelia-10 IgM				SP-006-10 M-S12
SeraSpot® Anti-Helicobacter-6 IgA	Specific detection of IgA/IgG antibodies against <i>Helicobacter pylori</i>	96	Serum/plasma	SP-007-6 A-S12
SeraSpot® Anti-Helicobacter-6 IgG				SP-007-6 G-S12
SeraSpot® Anti-Treponema-4 IgG	Specific detection of IgG/IgM antibodies against <i>Treponema pallidum</i>	96	Serum/plasma	SP-010-4 G-S12
SeraSpot® Anti-Treponema-4 IgM				SP-010-4 M-S12
Viruses				
Microspot arrays				
SeraSpot® Anti-EBV-4 IgG	Specific detection of IgG antibodies against Epstein-Barr-Virus	96	Serum/plasma	SP-013-4 G-S12
SeraSpot® Anti-EBV-3 IgM	Specific detection of IgM antibodies against Epstein-Barr-Virus	96	Serum/plasma	SP-013-3 M-S12
SeraSpot® Anti-Parvovirus-6 IgG	Specific detection of IgG antibodies against Parvovirus	48	Serum/plasma	SP-012-6 G-S6
SeraSpot® Anti-Parvovirus-5 IgM	Specific detection of IgM antibodies against Parvovirus	48	Serum/plasma	SP-012-5 M-S6
Autoimmune diseases				
Microspot arrays				
SeraSpot® ANA-12 IgG	Specific detection of IgG antibodies against nuclear and cytoplasmic antigens	96	Serum/plasma	SP-002-12 G-S12
SeraSpot® ANA-17 IgG	Specific detection of IgG antibodies against nuclear and cytoplasmic antigens	96	Serum/plasma	SP-002-17 G-S12
SeraSpot® Vaskulitis-3 IgG	Specific detection of IgG antibodies in systemic vasculitis	96	Serum/plasma	SP-003-3 G-S12
SeraSpot® HepAk-7 IgG	Specific detection of IgG antibodies in autoimmune liver diseases	96	Serum/plasma	SP-004-7 G-S12
Instruments for SeraSpot®				
SpotSight® strip	Scanner for image acquisition and interpretation (strip)	1		Z-SP-STRIP-B
SpotSight® plate mono	Scanner for image acquisition and interpretation (plate)	1		Z-SP-PLATE-C

Different package sizes available upon request.

For further information or orders please contact R-Biopharm:

Clinical Sales International:
 Phone: +49 (0) 61 51 - 81 02-0
 Fax: +49 (0) 61 51 - 81 02-40
 E-mail: clinical.sales@r-biopharm.de

Order Department:
 Phone: +49 (0) 61 51 - 81 02-0
 Fax: +49 (0) 61 51 - 81 02-20
 E-mail: orders@r-biopharm.de